

# BUGCLUB



At SHMPS we subscribe to an online reading programme called 'Bug Club', to hook the children into a lifelong love of reading.

Every child from Reception to Year 6 has an allocation of books based on their current book band to read and answer questions to show their understanding.

Once a book has been completed, another book will 'drop' into your child's allocation. However, the books will only record as being completed when all the questions have been answered.



*Bug Club forms part of homework expectation.*

To access Bug Club, your child will need to type the following link into the log in page: [www.activelearnprimary.co.uk](http://www.activelearnprimary.co.uk)

- They will also need their username and password
- The school access code, which is 977r

Once logged in, the children can choose to personalise their home screen by using the 'My Home' tab at the top of the page



## Reading - Reception

*Information for parents*



**READING**  
is to the  
**MIND**  
what exercise  
is to the  
**BODY**  
**READ**

# Reading at Smawthorne

Throughout the curriculum children are exposed to books and literature to develop a 'love of reading'. From EYFS through to Year 6, children are encouraged to actively use the reading areas and read for pleasure.

## Teaching approaches

Small group Guided Reading and whole class Guided Reading is completed in every class.

## Small group Guided Reading

In a small group session, a class of children are split into groups of 5 or 6 where 1 group will read with an adult whilst the remaining children complete whole class Guided Reading. The whole class sessions give every child the exposure to age related texts.

## Whole Class Guiding Reading

The children are expected to become fluent readers, at an instructional level and develop a good comprehension of text. Class teachers read to the children and assess a child's understanding through discussion and deeper questioning. We use the reading VIPERS and CORE 4 within school to support the curriculum strands.

Visits to Castleford Library are planned when your children move to KS1.



The love of reading is evident all around school and the children have text rich environments to read in.



## Diary date:

The BIG RED BUS will be visiting us in March to help celebrate 'World Book Day'. We will send out more information once the date is confirmed.

## How we encourage reading

Throughout the year we promote reading in many ways including: celebrating World Book Day, inviting the 'Big Red Book Bus' into school, library visits, book swaps and the use of Bugclub. Our learning environments are rich in books and the children use these daily; we encourage quiet and shared reading in all classrooms.



We had fun celebrating the annual World Book Day where the children swapped books and are already making plans for this year's event.



Some of the wacky places our children like to read.




## The VIPERS and CORE 4

Throughout school, we use the Literacy Shed VIPERS in reading lessons, so that the children can recognise the aspects of reading that they are working on. These are underpinned by the National Curriculum framework. You may hear your child refer to these when you read with them.

To become a successful reader your child needs to show that they are able to use the CORE 4 skills effectively, which are: Predicting, Questioning, Clarifying and Summarising, at an age appropriate level. These essential skills are promoted through the VIPERS.

## The VIPERS explained



**Vocabulary** - Draw upon knowledge of vocabulary in order to understand the text.



**Inference** - Make inferences from the text.



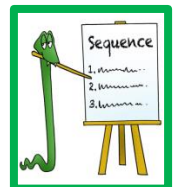
**Predict** - Predict what you think will happen based on the information that you have been given.



**Explain** - Explain your preferences, thoughts and opinions about the text



**Retrieve** - Identify and explain the key features of fiction and nonfiction texts such as: characters, events, titles and information.



**Sequence** - Sequence the key events in the story.



# READING AT HOME REWARDS

Remember children are rewarded for reading at home. In class, stamps will be awarded each time a child has read at home.

For every 25 times that they read, the children will receive a certificate and for every 50 times read they will receive their certificate during our Celebration assembly on a Friday. In addition, for every certificate awarded in assembly a bookmark will be presented.

When a child has read 250 times they will receive the Diamond Certificate and will be able to choose a book from a range of novels to keep.

Thank you for your continued support and remember a whole new world can be found inside a book!

## BUGCLUB








If you go on Bugclub, note this in your planner so that you receive a stamp.



Children will then access phase 4. No new grapheme-phoneme correspondences are taught in this phase. Children learn to blend and segment longer words with adjacent consonants, e.g. swim, clap, jump.

## Using other skills:

 <p>Know it, just say it! <small>(1/1/19)</small></p>	<p>Sense ???????</p>
 <p>Say 1<sup>st</sup> sound <small>(1/1/19)</small></p>	 <p>Check Picture clue <small>(1/1/19)</small></p>
 <p>Finger check <small>(1/1/19) (1/1/19) (1/1/19) (1/1/19) (1/1/19) (1/1/19)</small></p>	 <p>Reread <small>(1/1/19)</small></p>

## Comprehension:

It is important your child has understood what they have read. Children should be able to talk about the pictures in a book, answer questions and ask questions.



## How to support your child

It is important that you are supporting your children with their phonics, other skills and comprehension.

### Phonics:

By the end of phase 2, the children should know the following sounds...

s, a, t, p, i, n, m, d, g, o, c, k, ck, e, u, r, h, b, f, ff, l, ll, ss

They should be able to read 5 tricky words...

l, no, go, to, the.

They should be able to **orally blend** cvc words e.g. when you sound out c-a-t, they can tell you the word is cat, and also **orally segment** cvc words e.g. when you say mum, they can pick out the sounds m-u-m.

By the end of phase 3 the children should build on their phase 2 sounds, and should know the following additional sounds...

j, v, w, x, y, z, zz, qu, ch, sh, th, ng, ai, ee, igh, oa, oo, ar, or, ur, ow, oi, ear, air, er, ure.

They should also now be able to spell the tricky words from phase 2 and recognise and spell the following tricky words from phase 3...

he, she, we, me, be, was, my, you, they, her, all, are.